



Application Note:

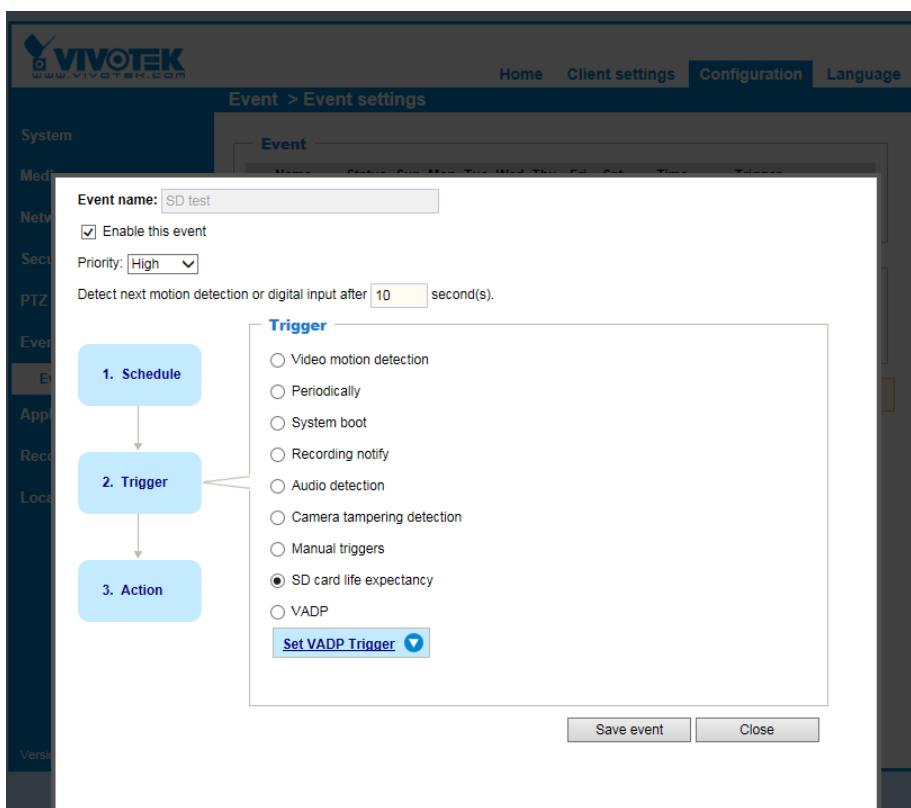
Using SD card Life expectancy feature in VIVOTEK's cameras

Flash memory cards have limited lifespan. If the card is used for a long period of time, at some point, it will experience errors and data won't be recorded. VIVOTEK's Smart SD card with Lifespan Notification safeguards against sudden stops of recording due to reaching to the limit of rewriting cycles when it's time to be replaced.

The event messages look like the following:

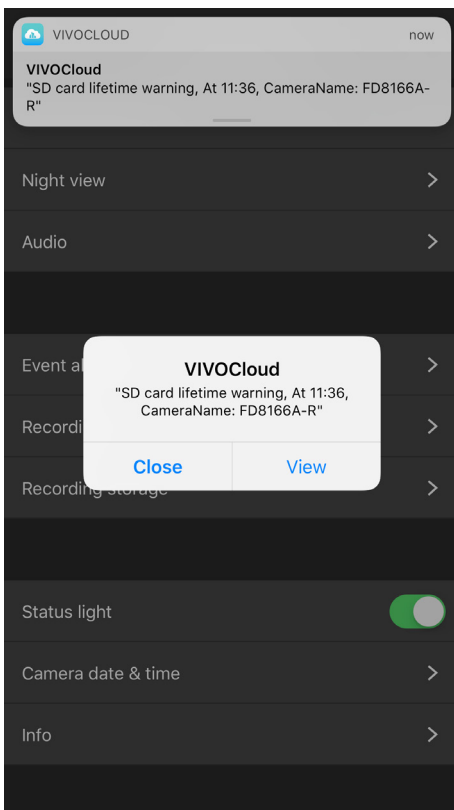
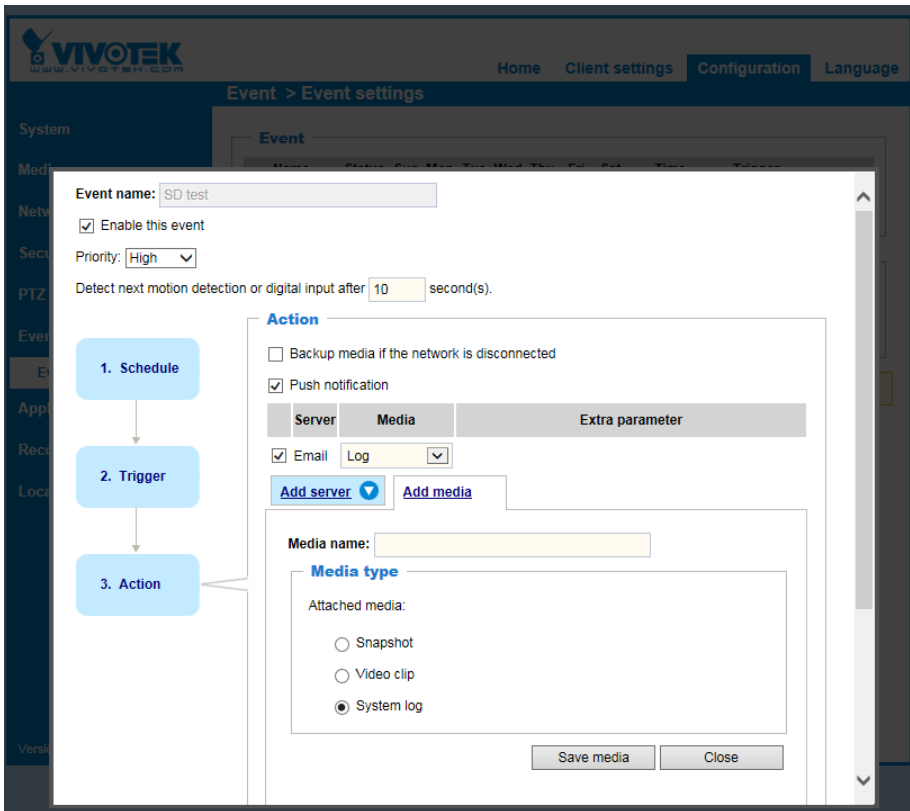
| Warning | Error Message Examples |
|--------------------------|---|
| Normally Functioning | The SD card is inserted and there is enough lifespan remaining. |
| Replacement Recommended | Has reached 90% of the SD card's lifespan. |
| Has Reached its Lifetime | All the spare blocks have been consumed. The card is read-only. |
| Card Not Inserted | No SD card is inserted. |
| Failed to Get Status | Unexpected error has occurred. |

To enable SD card life expectancy event messaging, enter camera web console > Configuration > Event settings > Trigger. Configure an event entry, and select the "SD card life expectancy" checkbox.



In the Event settings > Action page, create a media type as the "System log." The system log will be delivered to users when an SD card related event is detected.

If you are using the VIVOCloud utility, the SD card related events will be delivered to your hand-held devices by selecting the "Push notification" checkbox.



For example, if 90% of the spare blocks have been used, event messages will remind you to replace the SD card.

Jun 9 11:36:36 [SMARTSD]: [Card Status] Replacement Recommended
Jun 9 11:36:54 [SMARTSD]: [Card Status] Replacement Recommended

VIVOTEK's camera firmware automatically detects SD cards, displays its working status, and no configuration is required for normal operation.

If you would like to know more details of SD card, please visit our website (www.vivotek.com) or contact your account sales.